

IMPORTANT INSTRUCTIONS

For Foredom® Handpieces H.25H, H.30H, and H.44HT

Before attaching this handpiece please read these instructions.

Never use a damaged, bent, vibrating, or out of balance accessory.

See your Power Tool Owner's Manual for complete instructions on use, care and maintenance.

For More Information on Foredom machines, handpieces, or accessories, contact your local dealer. When no local dealer is available, write:
The Foredom Electric Company
 16 Stony Hill Road, Bethel, CT 06801,
 call (203) 792-8622, visit our website at www.foredom.com or email: customerservice@blackstoneind.com

Always wear proper eye protection while using this handpiece.

Repair Service

Factory repairs are done promptly and at reasonable cost. If you wish, you can send your equipment directly to the factory marked: "Attention: Service Department". Include your street address, daytime phone number, and /or email address, and a brief note describing the problem with the equipment. Estimates will be made upon request.

Please retain your proof of purchase for warranty repairs.



Attaching H.25H, H.30H and H.44HT Handpieces to the Flexible Shaft

It takes a fairly strong grasp of the locking ring to pull it back.

Be careful that your finger or thumb does not get pinched when you release the locking ring.

Pull back the black locking ring toward the front end of the handpiece while you insert the tip of the flex shaft. The handpiece has a square slot that the square drive tip fits into. You may need to rotate the handpiece slightly until the square drive engages the spindle. Release the locking ring when you feel the shaft connect to the handpiece. You should hear a click.

To remove handpiece, pull back the locking ring as described above with a firm grip and remove the shaft and sheath from the handpiece.




Maintenance and Lubrication

Handpieces H.25H, H.30H, and H.44HT do not require lubrication. Putting oil or grease into the front or back of these handpieces will damage their pre-lubricated ball bearings. Be sure to keep the collet seat or chuck of the handpiece free of dirt, chips, dust and other debris.


Flexible Shaft Cleaning and Lubrication

Every 50 hours of use: Unscrew motor connector (left hand thread) and remove inner drive shaft. The shaft is threaded through both a silencer spring and the outer sheath. Slide both the outer sheath and the silencer spring off of the flexible shaft. The flexible shaft and shaft liner should be thoroughly cleaned with a solvent. Apply a **light film** of Foredom grease (MS10006) to entire length of inner shaft. Reconnect shaft and sheath and run motor for ten minutes before reconnecting handpiece. Turn off motor, wipe off excess grease from tip of drive shaft and reconnect to handpiece per instructions on reverse.



Handpiece Accessories and Spare Parts

MAHH-30 Handpiece Holder fits H.30H and H.44HT Handpieces. Holder allows you to bring the workpiece to the tool and can be clamped to work benches up to 2 1/4" thick. The height above the bench can be adjusted and the handpiece can be swiveled and locked into position.



For changing accessories, the handpieces come with chuck keys or collet pins and wrenches. If lost or damaged, they can be ordered from your dealer or the factory:

- HP103117** Pin and Wrench for H.25H and H.44HT handpieces
- HPCK-0** #0 Chuck key in plastic molded handle for H.30H handpiece

Collets for H.44HT:

P/N	Nominal Capacity
HP441	1/16"
HP442	3/32"
HP443	1/8" *
HP444	5/32"
HP445	3/16"
HP447	1/4" *
HP448	3mm
HP449	6mm

Collets for H.25H:

P/N	Nominal Capacity
HP103124	3mm
HP103126	4mm
HP103119	6mm
HP103116	1/16"
HP103115	3/32"
HP103114	1/8" *
HP103113	3/16"
HP103112	1/4" *

* Supplied with handpiece

LIMITED WARRANTY

Foredom® warrants its product to be free of defects in material or workmanship for a period of 90 days after purchase. During the warranty period, the defective product will be repaired or replaced without charge or, at our option, the purchase price will be refunded. This warranty does not cover damage caused in transit or by accident, misuse, or ordinary wear. ALL IMPLIED WARRANTIES, INCLUDING BUT NOT LIMITED TO WARRANTIES OF FITNESS AND MERCHANTABILITY, ARE HEREBY LIMITED IN DURATION TO A PERIOD ENDING 90 DAYS FROM DATE OF PURCHASE, AND WE WILL NOT BE LIABLE OR RESPONSIBLE FOR ANY SPECIAL OR CONSEQUENTIAL DAMAGES. Repair or replacement will be made at our option if the product is returned post-paid to:

The Foredom Electric Company

16 Stony Hill Road, Bethel CT 06801

All warranty repairs must be done at the factory at the address above. We will not pay any shipping or transportation charges. This warranty covers the original purchaser of the product only. Some states do not allow limitations on how long an implied warranty lasts, so the above limitation may not apply to you. This warranty gives you specific legal rights, and you may also have other rights which vary from state to state.